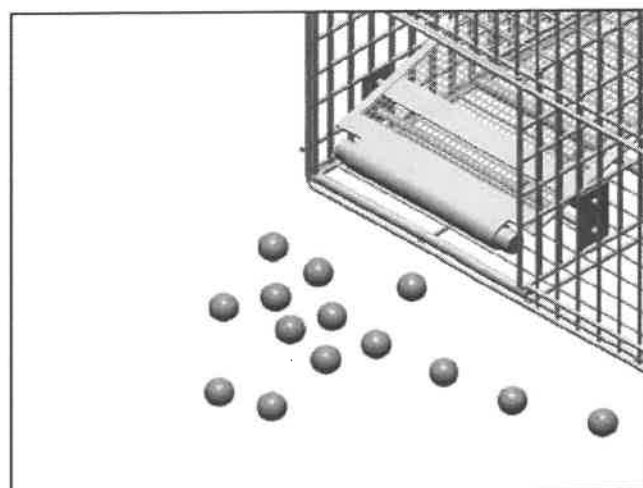
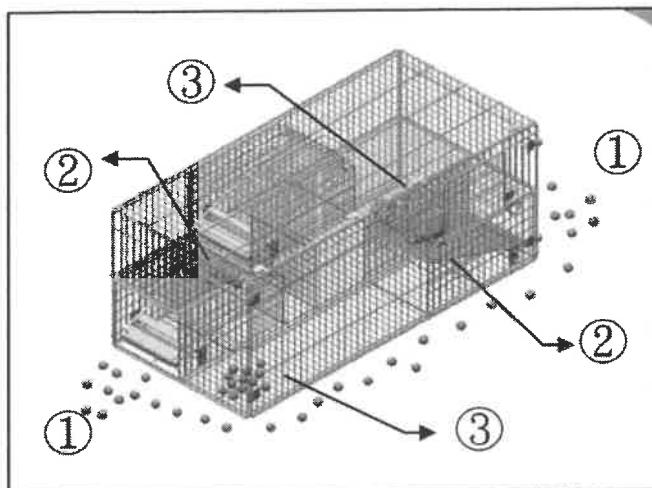


Instructions for Repeating Mouse & Rat Trap


ITEM# TL-130

Setting and Baiting The Trap

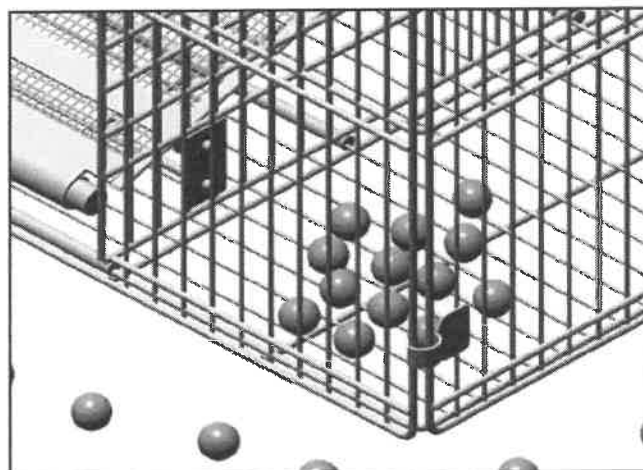


- Suggest using uncooked corn and peanut as baits.

- Put some bait around the trap to attract rats or mice. Refer to ①.



- Put bait on the upper paddle of two entrances. Refer to ②.



- Put bait in the opposite area of the entrances. Refer to ③.

Use Hints

For improved trap performance, clean the trap between uses to eliminate unwanted animal and/or bait odors. Please clean it with water only and don't use detergent.

⚠ CAUTION

Use caution when transporting and/or releasing animals caged in the trap. Be careful to keep hands and fingers away from the animal. Also keep hands and fingers clear of the door and door brace area when tripping the Mouse & Rat Trap.



www.strombergschickens.com
Phone: 1-800-720-1134
Email: info@strombergschickens.com
501 1st St S Hackensack, MN 56452

Version 1- 2020