




To set up a single drink stick make sure that the stick is level.
If it is a nipple drink stick then make sure the birds can get underneath it.
Then simply hook the drink stick to a 1/4 fitting off of a gravity feed system
or hook it to the pressure reducing valve. If using the gravity feed system you
do not want your bucket more than 3' above the drink stick.



How to Join Two or More Drink Sticks Together



Remove the Drain Cap from the first unit and the Hose Hookup from the 2nd Unit.
You will want to use a 2 Sets of large pliers or channel locks to make sure you
are gripping the piece you are taking out and the drink stick.



Apply Teflon tape to the threads and thread the two Drink Sticks together.



Hook the tubing up to your low pressure water source. For a gravity feed system
use a bucket for a hose fed system hook to a pressure reducing valve first.

IF you are using the through bucket fitting you will want to use silicone
sealant to make sure the through bucket fitting does not leak.